



GROUND FLOOR
1/8" = 1'-0"



FLOORING PLAN
1/8" = 1'-0"

GENERAL NOTES

1. ALL WORK SHALL BE IN ACCORDANCE WITH THE 2018 INTERNATIONAL RESIDENTIAL CODE AND THE 2018 INTERNATIONAL ENERGY EFFICIENCY CODE.

LIGHTING PLAN LEGEND

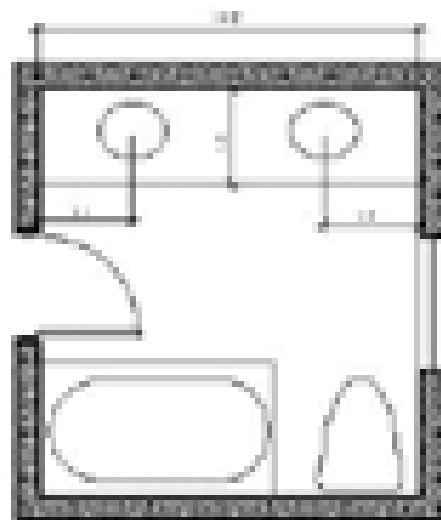
- ☐ Living Area
- ☐ Kitchen
- ☐ Bedroom
- ☐ Bathroom
- ☐ Hallway
- ☐ Staircase

FLOORING PLAN LEGEND

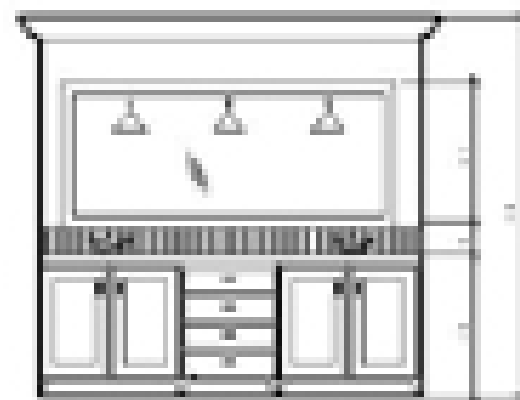
- ▨ Hardwood Flooring (3/4" x 3" x 1/2")
- ▨ Carpet (1/2" x 12" x 1/2")

FINISH PLAN LEGEND

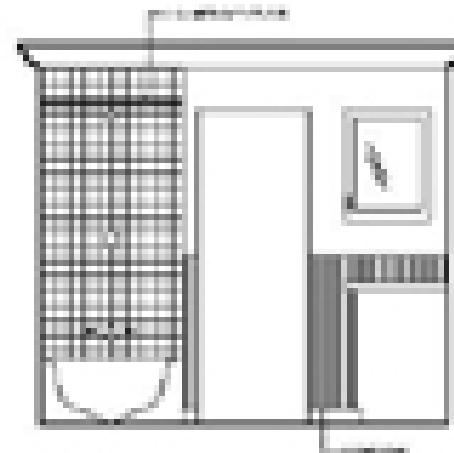
- WALLS: 1/2" Gypsum Board on Studs (1/2" x 2" x 1/2")
- CEILING: 1/2" Gypsum Board on Joists (1/2" x 2" x 1/2")
- FLOORING: 3/4" x 3" x 1/2" Hardwood (Living Area, Kitchen, Bedroom)
- CEILING: 1/2" x 12" x 1/2" Carpet (Bedroom, Bathroom)
- WALLS: 1/2" Gypsum Board on Studs (1/2" x 2" x 1/2")
- CEILING: 1/2" Gypsum Board on Joists (1/2" x 2" x 1/2")
- FLOORING: 1/2" x 12" x 1/2" Carpet (Living Area, Kitchen, Bedroom)
- WALLS: 1/2" Gypsum Board on Studs (1/2" x 2" x 1/2")
- CEILING: 1/2" Gypsum Board on Joists (1/2" x 2" x 1/2")
- FLOORING: 1/2" x 12" x 1/2" Carpet (Living Area, Kitchen, Bedroom)
- WALLS: 1/2" Gypsum Board on Studs (1/2" x 2" x 1/2")
- CEILING: 1/2" Gypsum Board on Joists (1/2" x 2" x 1/2")
- FLOORING: 1/2" x 12" x 1/2" Carpet (Living Area, Kitchen, Bedroom)



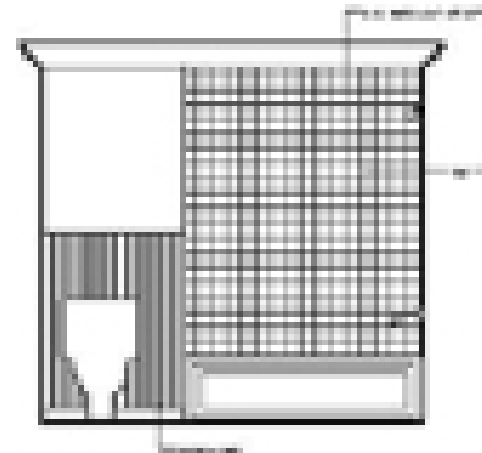
WALL SECTION
1/8" = 1'-0"



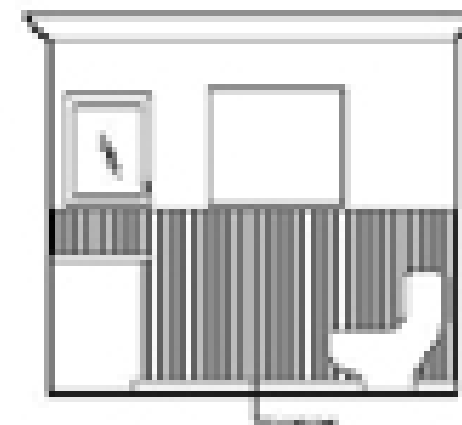
KITCHEN CABINET SECTION
1/8" = 1'-0"



BATH VANITY SECTION
1/8" = 1'-0"



BATH VANITY SECTION
1/8" = 1'-0"



BATH VANITY SECTION
1/8" = 1'-0"

NO.	REVISION

STUDIOS OF
ARCHITECTURE
1000 15th Street, NW
Washington, DC 20004
202.462.1000

FLOORING AND LIGHTING PLAN
M BATH PLAN AND ELEVATIONS

DATE: 10/15/2024
PROJECT: 2024-001
DRAWING: 2024-001-FR-01

NO.	REVISION

